

B115_B B110_B B110_{BTC} B90_B



B115B - B110B/BTC B90B

BUCKET CAPACITY

UP TO 1,2 M³ BUCKET

1,0 M³ BUCKET

ENGINE POWER

110 HP

100 HP



BUILT AROUND YOU



INTERNATIONAL

B I I 5 B / B I I 0 B / B I I 0 B T C /

ENVIRONMENTAL EFFICIENCY

10% reduction in fuel
consumption and emissions

BEST IN CLASS PRODUCTIVITY

10% more power than
competitive machines



B90B

HIGH OPERATING COMFORT

Class-leading operator environment

LOW COST OF OWNERSHIP

Fuel efficient
Easy to maintain



B I I 5 B / B I I 0 B / B I I 0 B T C /

ENVIRONMENTAL CONCERN

LESS FUEL CONSUMPTION RESULTS IN LOWER ENGINE EMISSIONS



The 4.5 litre turbocharged engines for the new machines are provided by FPT Industrial, a world-wide leader in the design, production and sale of powertrains for industrial applications, supplying among others Fiat Industrial brands such as New Holland Construction and Iveco.

The Variable Displacement Pump hydraulic system is standard on B100B and above, contributing to a 10% fuel saving and a rapid return on investment.

LOW NOISE LEVELS FOR URBAN JOBSITES

- Reduced emission Tier III engine
- Low external noise levels
- New Holland CB90S is a silenced hydraulic breaker especially designed for TLB use
- Rubber pads under the stabilizers reduce ground damage in sensitive operating conditions

B90B

BEST IN CLASS PRODUCTIVITY

COMBINING THE PERFORMANCE OF A WHEEL LOADER AND AN EXCAVATOR



DIG, LOAD AND GRADE LIKE A CRAWLER EXCAVATOR!

Thanks to the curved arm design, load sensing hydraulics and extensive backhoe reach



B I I 5 B / B I I 0 B / B I I 0 B T C /

BEST IN CLASS PRODUCTIVITY

THE ABILITY TO DIG AND LOAD LIKE A POWERFUL WHEEL LOADER



Lifts 3,2 ton at 3,5 m dumping height!

JUST LIKE A WHEEL LOADER!

- Maximize bucket filling with Powershift transmission and standard kick down function
- Easy leveling thanks to loader float function controlled from the joystick
- Shorter cycle times thanks to Automatic Return-to-dig button
- No loader arm bounce and increased bucket retention with optional Glide Ride
- Excellent traction in the worst conditions thanks to a 100% lockable differential, or a limited slip differential on the B I I 5 B



B90B

MORE POWER



100 or 110 hp that is 10 hp more than our main competitors !

SMOOTH CONTROL UNDER LOAD WITH POWERSHIFT



Available on B110B and B115B, the Powershift transmission provides maximum operator comfort.

In “full automatic mode” the transmission will auto-shift either up or down the gears, depending on speed and load, improving cycle times and simplifying road travel

For less sophistication, you can opt for our robust PowerShuttle transmission that is available on all models. It is the standard transmission on B90B

MINIMIZED DOWNTIME



Hydraulic side shift (option): Fast and accurate positioning of the boom without damaging the ground



Excellent lighting for night working



4 front working lights and 4 rear working lights (except B90B: 2 front + 2 rear)

B115B/B110B/B110BTC/

**OPERATOR COMFORT MATTERS,
WELCOME ON BOARD!
ROOMY CAB WITH EASY ACCESS**



SIMULTANEOUS CONTROL

All loader and bucket controls are located on the joystick

DELUXE OPERATOR'S SEAT

- Adjustable comfortable armrest
- Pneumatically height adjustable suspension seat

EASY CLEANING

- Removable floor covering and flat cab floor make cleaning easier

STORAGE ROOM

- Cup holder
- Wider glove box

EXCELLENT VENTILATION

- Partial or full opening of both front and rear side windows
- Cab fan (option)
- Standard heater or air conditioning (option)

B90B

ALL CONTROLS UNDER YOUR HAND



FULLY ADJUSTABLE WORKING POSITION



QUIET WORKING ENVIRONMENT:

Cab interior 77 dB / exterior 103 dB

LOW COST OF OWNERSHIP



10% Fuel saving

A SIGNIFICANT COST SAVING

If your New Holland machine is used for 800h/year, we estimate that our new hydraulic system, including the Variable Displacement Pump, will result in average savings of up to 1000 €/year



Vandal proof

PROTECT YOUR INVESTMENT ON SITE

- Secure hydraulic oil cap-breather
- Battery box is locked with a key
- Engine hood is lockable with a key
- An anti-theft device is available as option



Smart design

DRIVING LIGHT PROTECTION

Rear driving lights have 2 positions:

- transport position: on the stabs
- working position: on the cab, (see picture →) so that they are completely protected

WINDOW OPENING

Ventilation is optimized in the cab thanks to the partial or total opening of the side windows and the fully retractable rear screen



B90B



Maintenance friendly

BEST IN CLASS ACCESSIBILITY

Tilting engine hood provides excellent ground level access to the engine and service points.




CENTRAL SERVICE POINT LOCATION

Daily check and fill points are accessible from ground level for time saving.

On the machine's left side, just above the fuel tank, you can easily reach:

- the hydraulic pressure check points,
- steering circuit,
- pilot control,

All grouped together for time and cost reduction whilst improving efficiency, durability and performance



EASY DIAGNOSIS

Rapid engine diagnosis is possible with the New Holland Electronic Service Tool

NO SEPARATE BRAKE FLUID

Hydraulic oil is used as the brake fluid, so no need to use separate tank and no risk of using the wrong fluid



PROTECTED BATTERY EASY TO REACH

The Battery is easily reached in the tool box located on the right side, underneath the cab. By removing one panel it is simple to access both the battery and the master switch.



B115B/B110B/B110BTC



B115B

MAIN FEATURES

SPECIFICATIONS

HYDRAULICS

Type of pump

Maximum flow

Maximum pressure level

BATTERY

OPERATING WEIGHT

- with standard backhoe and 6-in-1 bucket

- with Extendible Backhoe and 6-in-1 bucket

TURNING RADIUS (front tyres 12.5/80-18, wheel not braked, 4WD engaged)

- at ext. edge of front tyres

- at bucket corner

AXLES, TYRES & BRAKE

Brakes:

Tires can be multipurpose, hard soil specific or soft soil specific

Tires

Front axle with +/- 11° oscillation

CAPACITIES

Fuel tank

Cooling system

EMISSIONS

CO₂ emissions (g/kWh)

NO_x emissions

HC emissions

CO emissions

PM emissions

NO_x + NMHC emissions

NOISE

Internal (dB(A))

External (dB(A))

VIBRATION LEVELS

Upper limbs 2,5 m/s²

Abdomen 0,5 m/s²

	B115B	B110B/B110BTC
	4 equal-sized wheel steer 1.2 m ³ bucket 112 hp Powershift Transmission (standard) Pilot / Mechanical Control 4.5 litre FPT Industrial engine turbocharged, common rail injection 110 hp @ 2200 rpm / 520 Nm @ 1400 rpm	20" or 18" tires 2-wheel steer 1.2 m ³ bucket or 1.0 m ³ bucket 112 hp Powershift / Powershuttle Transmission Pilot / Mechanical Control 4.5 litre FPT Industrial engine turbocharged, common rail injection 110 hp @ 2200 rpm / 520 Nm @ 1400 rpm
	Variable Displacement	Variable Displacement
	6 to 156 l/min @ 2200 rpm	6 to 156 l/min @ 2200 l/min
	205 bars	205 bars
	12V 95Ah, 900 A (SAE) - 120 A	12V 95Ah, 900 A (SAE) - 120 A
	8870	8270
	9100	8500
	4300 mm	4300 mm
	5600 mm	5600 mm
	Power Brake with 2472 cm ² friction area	Power Brake with 2472 cm ² friction area
	24" front with 24" or 28" front with 28"	18" front with 26" or 28" rear or 20" front with 30" rear
	Limited Slip Differential	100% lockable
	135 l	145 l
	24 l	24 l
	744	744
	3,6	3,6
	0,1	0,1
	1,3	0,9
	0,13	0,13
	3,7	3,7
	77	77
	103	103
	2,5	2,5
	0,5	0,5

B90B



B110B/B110BTC



B90B

MAIN FEATURES

SPECIFICATIONS

HYDRAULICS

Type of pump	
Maximum flow	
Maximum pressure level	

BATTERY

OPERATING WEIGHT

- with standard backhoe and 6-in-1 bucket
- with Extendible Backhoe and 6-in-1 bucket

TURNING RADIUS (front tyres 12.5/80-18, wheel not braked, 4WD engaged)

- at ext. edge of front tyres
- at bucket corner

AXLES, TYRES & BRAKE

Brakes:	
Tires can be multipurpose, hard soil specific or soft soil specific	
Tires	

Front axle with +/- 11° oscillation

CAPACITIES

Fuel tank	
Cooling system	

EMISSIONS

CO ₂ emissions (g/kWh)	
NO _x emissions	
HC emissions	
CO emissions	
PM emissions	
NO _x + NMHC emissions	

NOISE

Internal (dB(A))	
External (dB(A))	

VIBRATION LEVELS

Upper limbs 2,5 m/s ²	
Abdomen 0,5 m/s ²	

B90B

18" tires 2-wheel steer
1.0 m³ bucket
100 hp
Powershuttle Transmission (standard)
Mechanical Control (standard)
4.5 litre FPT Industrial engine turbocharged and aftercooled, direct mechanical injection
97 hp @ 2200 rpm / 400 Nm @ 1250 rpm

Twin Gear Pump -2 bodies	
151 l/min @ 2200 l/min	
205+- 3 bars	

12V 95Ah, 900 A (SAE) - 120 A

7970	
8200	

4300 mm	
5600 mm	

Power Brake with 2472 cm² friction area

18" front with 26" or 28" rear	
-	

100% lockable

145 l	
24 l	

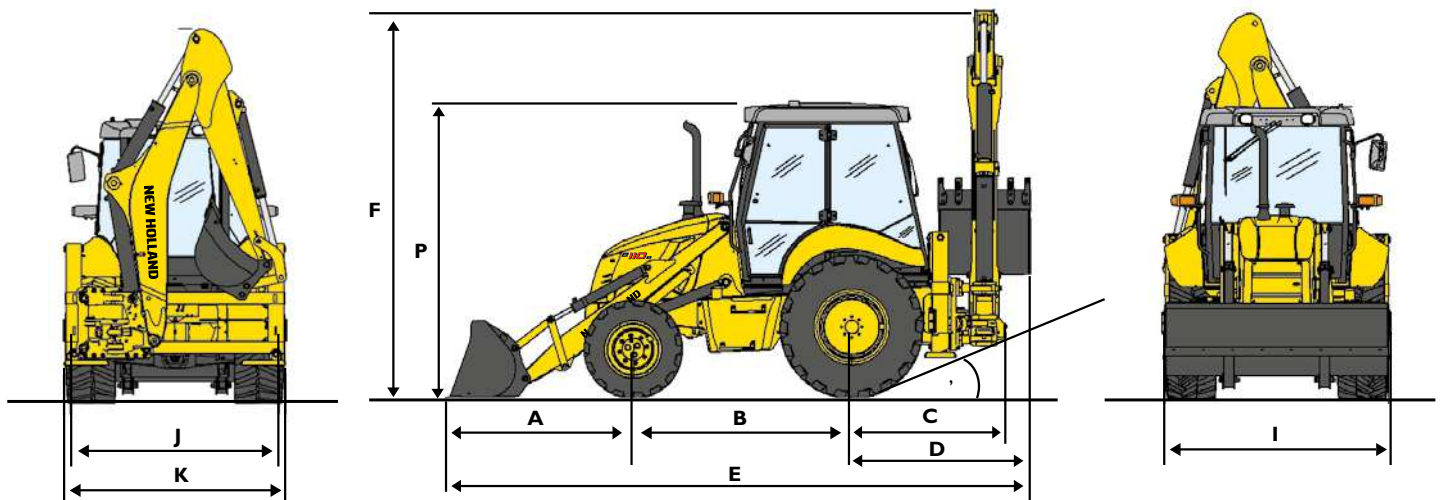
773	
4.1	
0.1	
1.8	
0.26	
4.2	

77	
102	

2.5	
0.5	

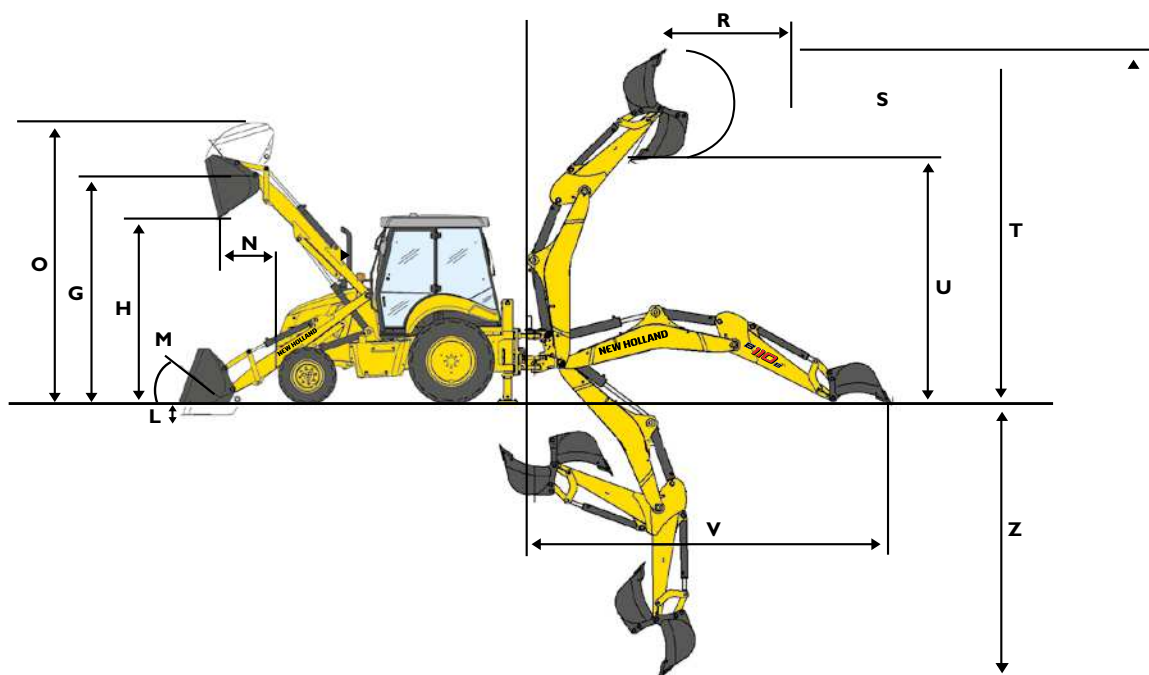
B115B/B110B/B110BTC

SPECIFICATIONS



			B115B		B110B/B110BTC	
OVERALL DIMENSIONS						
A	Ground distance over front axle	mm	1965		1870	
B	Wheelbase	mm	2200		2175	
C	Pivot distance over rear axle	mm	1325		1320	
D	Max distance over rear axle (with 915 mm backhoe bucket)	mm	1780		1780	
E	Overall lenght	mm	5945		5825	
F	Height to top of boom	mm	3930		3825	
,	Back ramp angle	°	22		23	
P	Cab height	mm	2960		2940	
I	Loader bucket width	mm	2400		2250/2400	
J	Stabiliser width	mm	2250		2250	
K	Overall width	mm	2325		2325	
LOADER SPECIFICATIONS			TC version		TC version	STD version
	Maximum loader breakout force	daN	7400		6650	6900
	Lifting capacity to maximum height	kg	3550		3195	3550
L	Digging depth	mm	115		125	75
M	Bucket roll back angle on ground	°	45		46	40
N	Reach at full height	mm	825		813	785
O	Maximum operating height	mm	4480		4405	4330
G	Hinge pin height	mm	3490		3460	3500
H	Maximum dump height under bucket at 45 °	mm	2650		2693	2780
BACKHOE SPECIFICATIONS			retracted	extended	retracted	extended
	Bucket Breakout force	daN	6400		6400	
	Dipper breakout force (Std Dipper/HED retracted)	daN	4620		4620	
	Dipper breakout force (HED extended)	daN	3200		3200	
R	Digging reach at max height	mm	2315	3130	2330	3190
S	Bucket rotation	°	204	204	204	204
T	Digging height	mm	5815	6475	5650	6305
U	Dumping height	mm	4090	4750	3930	4585
V	Digging reach at ground level	mm	5850	6810	5860	6815
Z	Digging depth	mm	4565	5600	4710	5750
	Bucket rotation	°	203		203	

B90B



B90B			
OVERALL DIMENSIONS			
A	Ground distance over front axle	mm	1870
B	Wheelbase	mm	2175
C	Pivot distance over rear axle	mm	1320
D	Max distance over rear axle (with 915 mm backhoe bucket)	mm	1780
E	Overall length	mm	5825
F	Height to top of boom	mm	3875
G	Back ramp angle	°	23°
P	Cab height	mm	2940
I	Loader bucket width	mm	2250
J	Stabiliser width	mm	2250
K	Overall width	mm	2325
LOADER SPECIFICATIONS		STD version	
	Maximum loader breakout force	daN	6900
	Lifting capacity to maximum height	kg	3550
L	Digging depth	mm	75
M	Bucket roll back angle on ground	°	40
N	Reach at full height	mm	785
O	Maximum operating height	mm	4330
G	Hinge pin height	mm	3500
H	Maximum dump height under bucket at 45°	mm	2780
BACKHOE SPECIFICATIONS		retracted	extended
	Bucket Breakout force	daN	6400
	Dipper breakout force (Std Dipper/HED retracted)	daN	4620
	Dipper breakout force (HED extended)	daN	3200
R	Digging reach at max height	mm	2330
S	Bucket rotation	°	204
T	Digging height	mm	5650
U	Dumping height	mm	3930
V	Digging reach at ground level	mm	5870
Z	Digging depth	mm	4710
	Bucket rotation	°	203

ATTACHMENTS OFFERING

	Width	Capacity	Weight	Hydraulics	
BUCKETS LOADER					
	2250 mm 2400 mm	1000 l 1200 l	300 Kg 380 Kg	Hydraulic line, double acting	B90B - B100B B100B B110B - B115B
BUCKETS BACKHOE					
	300 mm 400 mm 450 mm 600 mm 760 mm 915 mm	96 l 100 l 150 l 220 l 290 l 360 l	130 Kg 140 Kg 158 Kg 187 Kg 214 Kg 240 Kg		
DITCH CLEANING BUCKET					
	1200 mm 1300 mm 1400 mm 1500 mm				
HAMMER					
	Model	Tool dia.	Weight		
	CB65B CB90S	63 mm 80 mm	310 Kg 360 Kg		
	hydraulic circuit, simple or double acting				
SNOW BLADE					
	Specially designed for snow removal in tough conditions. Hydraulically powered with 30° angle to the right or left. Double acting hydraulic circuit is necessary.				
AUGERS					
	A complete range of augers from 150 to 1,050 mm diameter is available for each application: installation of telegraph poles, electricity pylons, signposts, pillars, tree and shrub planting. For more details consult your dealer.				

AT YOUR OWN DEALERSHIP

The information contained in this brochure is intended to be of general nature. The KOBELCO CNH company may at any time and from time to time, for technical or other necessary reasons, modify any of the details or specifications of the product described in this brochure. Illustrations do not necessarily show products in standard conditions. The dimensions, weights and capacities shown herein, as well as any conversion data used, are approximate only and are subject to variations within normal manufacturing techniques.

Printed on recycled paper
CoC-FSC 000010 CQ Mixed sources



Published by KOBELCO CNH Australia
Printed in Australia - PMA - Cod. 30621AUS - Printed 07/11



BUILT AROUND YOU

WWW.NEWHOLLAND.COM