



NEW HOLLAND TD5

TD5.85 | TD5.95 | TD5.105 | TD5.115



ADVANCED FEATURES, OUTSTANDING COMFORT AND FARMING VALUE

A MODERN TAKE ON A TRADITIONAL FAVOURITE

The TD5 truly is a modern take on a traditional favourite. The four model series includes a range-topping 114hp(CV) variant that offers reliable power that simply gets the job done. The top four models in the range feature new Tier 4A compliant engines offering greater torque and fuel efficiency, as well as a host of new improvements. This entry level series is bursting with advanced modern features. Want more? How about head turning, distinctive New Holland design cues that not only look good but enhance productivity. Beauty or functionality? The TD5 has both.



EASE OF OWNERSHIP

The TD5 has been designed for work. Class leading service intervals of 600 hours and ground level daily maintenance access points mean that you'll spend more time doing what the TD5 does best: working. Want more? How about fuel efficient, reliable mechanical engines that are 100% biodiesel compliant. You could even power your TD5 with fuel you've grown on your farm.



ABSOLUTE DRIVING PLEASURE

You'll soon be itching to spend even longer in your tractor. The VisionView™ cab offers productivity and panoramic visibility of all implements, including loaders at full extension courtesy of the high visibility roof panel. Powerful air conditioning keeps you cool even on the hottest days and the ROPS version is a breath of fresh air with a specifically designed robust yet comfortable platform.





EXACTLY WHAT IT SAYS ON THE BONNET

The TD5 range's performance is immediately obviously to all users. How? Quite simply it's on the bonnet. The '5' refers to the tractor's category and the following two or three numbers, for example '115', refer to the maximum engine power, rounded to the nearest five. The 'D' denotes deluxe traditional tractors. What does that mean to you? You can buy your TD5 safe in the knowledge that its performance, reliability and proven 'D' heritage will perfectly match your requirements. Trust New Holland for ultimate productivity peace of mind.



VERSATILITY

The TD5 is a jack of all trades and master of all. It is equally at home performing loader work, in ROPS guise for ultimate economical productivity and can even be specified with two or four wheel drive axles to best suit your farm. Versatility comes as standard.



POWER AND PRODUCTIVITY

If you want a tractor that works as hard as you, then you've just found what you're looking for. A tailored engine offering packs an efficient and reliable punch, Tier 4A compliant Common Rail engines power the four largest models up to 114hp(CV) and maximum torque of 457 Nm gives you operating flexibility. The TD5's outstanding power to weight ratio of a mere 33.6kg/hp(CV) will slash your fuel bills and compaction as well as increasing traction. Numerous advanced features including a hydraulic, column-mounted Powershuttle further improves productivity.



COMFORTABLE CABS FOR HARD WORKING FARMERS

A PERFECT VIEW OF YOUR FARM

Front. Back. Side to side. Top to Bottom. The 5.5m² of glass gives you a 360° clear view to make every pass and every mile count. The new exhaust position on the A pillar ensures an unobstructed view and improved visibility means a higher degree of operating precision; that's why New Holland developed the high visibility roof panel. This fixed high visibility panel offers perfect loader visibility at full extension without the need to crane your neck.



ADJUSTMENT

Step up into the VisionView™ cab and enjoy the operating environment that has been built to increase your productivity. Precisely adjust the steering column from the comfort of your natural driving position by depressing the dedicated floor mounted pedal. The flat floor means you can put your feet just where you want and makes keeping the cab clean even easier. This little big cab offers acres of space for heightened comfort during long working days. Just in case you want to leave, both the extra-wide opening left and right doors guarantee easy access when feeding cattle in narrow sheds.



DAY LONG COMFORT

The deluxe air suspension seat features a fully integrated armrest for day long comfort. There is also ample space for a full size instructor seat with seatbelt. The ROPS version features a hard wearing yet comfortable vinyl operator and instructor seat.



RADIO-READY

All models are radio-ready as standard and are compatible with all traditional cartridge radios. Simply select your design and install. Music to your ears.



CONTROL THE CLIMATE OF YOUR CAB

An all-new concept in air conditioning has been developed for the TD5 with nine vents that have been precision placed around the cab to offer you complete comfort whatever the season. Don't get hot under the collar, efficient defrosting vents direct a powerful stream of air down onto the front windscreen to ensure speedy start-up during the most extreme winters. The B pillar mounted controls fall perfectly to hand and can be intuitively adjusted on the move.



ROPS VARIANT WITH FOPS PROTECTION

All models are available in ROPS format and can be specified with a safety enhancing optional FOPS compliant canopy. Operators will still be able to enjoy all of the comfort and ergonomic excellence of the cabed version thanks to specific weather proof trim and specifically engineered components.



INTEGRATED LIGHTING PACKAGE

A full range of fully integrated work lights are fitted to all models and can be angled to suit the application. Shedding a broad spread of light, perfect for evening cultivation, the rear work lights are integrated into the redesigned roof for even easier access to low sheds and when working in areas of overhanging foliage. The intuitive controls are located on the B pillar.

EVERYTHING YOU NEED, AND NOTHING YOU DON'T

FUNCTIONALITY HAS NEVER BEEN SO COMFORTABLE AND BEAUTIFUL

New Holland kept things simple when designing the all-new VisionView™ cab. Put simply, you spend long hours at the wheel, so we placed you, the farmer at the heart of the design. The upgraded materials and high standards of fit and finish enrich your operating experience. The light grey trim brings the outside in, and contributes to the bright and airy, yet modern and durable feeling. Advanced, hard-wearing design that will last as long as your farm.



PTO CONTROLS

All PTO controls have been clustered to your left. Speed selection is courtesy of an easy to reach lever. Hydraulically-assisted PTO activation guarantees smooth engagement as well as improving safety thanks to the auto-disengaged functionality upon key-off, which prevent accidents when you turn your tractor back on.



A PLACE FOR EVERYTHING AND EVERYTHING IN ITS PLACE

Keeping your tractor fully stocked yet neat and tidy has never been easier. Two large storage compartments are perfect for gloves in the winter and weighbridge dockets in the summer. A dedicated cup holder means a refreshing drink is only ever an arm's length away. A dedicated slot, just below the radio is perfect for holding your mobile telephone or even an MP3 player with easy access to the auxiliary plug.



ERGONOMICALLY GROUPED FOR OUTSTANDING PRODUCTIVITY

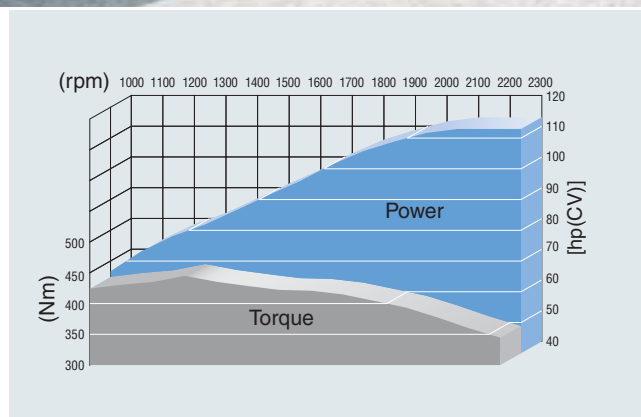
The principal tractor functions, such as the hand throttle, all transmission and linkage controls as well as hydraulic remote regulation have been grouped together on the right hand console making the 'find that control game' a thing of the past. Both the fully integrated loader joystick, which is ergonomically positioned, and the column mounted shuttle lever fall perfectly to hand for increased loader productivity and reduced fatigue.

CLEAN PERFORMANCE. RESPONSIVE PRODUCTIVITY.



COMMON RAIL. COMMON SENSE.

The complete TD5 range boast new 3.4 litre Common Rail F5C engines developed by FPT Industrial that fully comply with the stringent Tier 4A emissions regulations. The optimised, powerful, super-quiet engines develop between 86 - 114hp(CV) and up to 457Nm of torque for guaranteed productivity and operator comfort. Throw in a power-to-weight ratio of just 33.6kg/hp(CV) and the TD5 is your perfect farming partner. Cooled Exhaust Gas Recirculation (CEGR) is employed for Tier 4A compliance. This is in alignment with New Holland's Tier 4A strategy, which foresees the use of CEGR for lower powered products with reduced cooling requirements and for which overall product dimensions are of vital importance. It all adds up to outstanding efficiency. What you've come to expect of the Clean Energy Leader.



TURBOCHARGED AND INTERCOOLED EFFICIENCY

TD5 tractors offer the perfect balance of modern thinking and proven design. The latest generation of turbochargers offer ultimate efficiency insurance. Furthermore, powerful intercoolers maintain performance even on scorching summer days by maintaining a constant flow of cool air for enhanced combustion efficiency. Reducing your operating costs. Always.



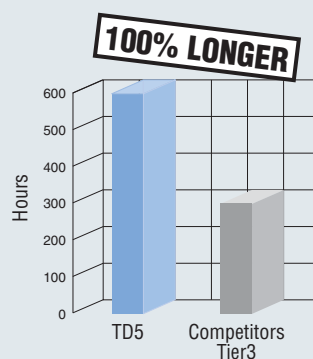
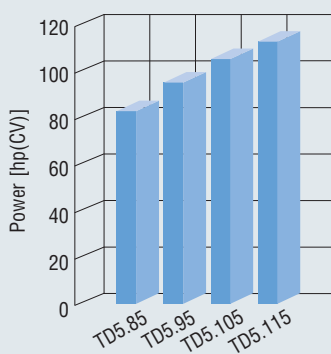
POWERED BY FPT INDUSTRIAL

New Holland are not going it alone when it comes to Tier 4A technology, they can draw on the experience of their in-house engine development group: FPT Industrial.

Pioneers: Fiat invented Common Rail technology in the 1980s and brought it to the masses in 1997 on the Alfa Romeo 156. They were the very first to introduce it on agricultural machines on the TS-A tractor. Pioneering. Always.

Cleaner: Fiat SpA for the last five consecutive years has the lowest average CO₂ emissions of any automotive manufacturer in Europe. Cleaner. Everywhere.

Proven: FPT Industrial have already produced over 250,000 F5C engines during the last five years. Reliability. Confirmed.



REDUCING EXPENSIVE MAINTENANCE

Industry leading service intervals of 600 hours mean you spend more time working and less time in the workshop.

A RANGE OF POWER

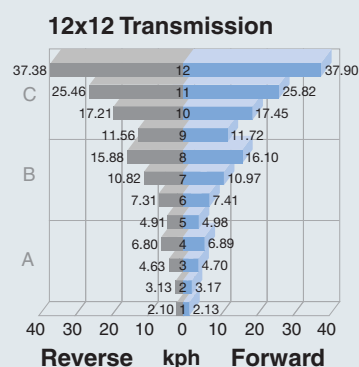
The four model TD5 line-up features the range topping TD5.115 model which develops a maximum output of 114hp(CV), so you know that you've always got the power on tap to keep you going. Maximum torque is obtained at a mere 1500rpm.

So what? 1500rpm means greater engine flexibility, increased efficiency for lower fuel bills and quieter running. Furthermore, maximum power is achieved at a mere 1900rpm and is available right up to 2300rpm, the most frequently used working range, for improved productivity in all applications including PTO and high speed road transport. It's a win-win solution.

CHOOSE THE RIGHT TRANSMISSION


New Holland knows that every farmer has their own individual requirements and that intelligent innovation also means offering tried and tested solutions to improve efficiency. Therefore you can configure your TD5's transmission to suit your needs.





FAST AND SLOW, YOU'VE GOT IT COVERED

The 12x12 Shuttle Command was developed for farms that require precise forward/reverse speed matching. Featuring four speeds in the working range, you can fine tune your speed to a variety of implements. The 20x12 Creeper variant offers forward speeds as low as 0.32kph, whilst maintaining a top transport speed of 40kph, the ideal choice for specialist applications such as vegetable growers.



LOADER FRIENDLY TRACTORS

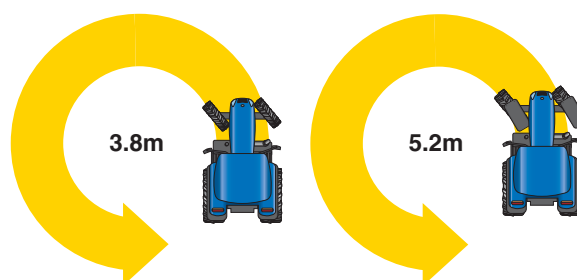
The column mounted hydraulic Powershuttle ensures silky smooth direction changes which are perfect for precision loader work. The ergonomically placed lever falls naturally to hand. Available on the TD5.85 – TD5.115 models specified with the 12x12 Hydraulic Powershuttle transmission, and not in conjunction with the Creeper option, this productivity enhancing feature will reduce fatigue and improve safety.



2WD axle



4WD axle



TWO OR FOUR: YOU DECIDE

The TD5.95 can be specified with either two or four wheel drive axles to ensure that your tractor meets your individual requirements. The two wheel drive option available on the TD5.95 offers a tight 3.8 metre turning circle, perfect for traditional farms with tight yards. The four wheel drive variant is still nimble, with a 5.2 metre turning diameter and all the additional traction you've come to expect.

WIDE TYRE OFFERING

The TD5 is the only tractor in its class that is compatible with R38 tyres. The result? Better traction in heavy draft applications, as well as reduced ground compaction due to an enlarged tyre footprint. Want more? How about higher ground clearance when cultivating high value vegetables.



STOP IN ULTIMATE SAFETY

You can undertake high speed road transport with fully laden trailers with the ultimate peace of mind thanks to a significant 15% improvement in overall braking performance. Upgraded transport safety also comes courtesy of automatic four wheel drive engagement to assist braking. Grain carting on mountainous roads. Not a problem! When carrying out draft work, the extended wheelbase improves in-field traction and stability.

PURPOSE DESIGNED FOR PRODUCTIVITY

New Holland knows that full integration is far better than something that has been tacked on as an afterthought. That is why the TD5 was designed with front loaders in mind. The TD5 is fully compatible with the New Holland 700TL ranges of front loaders. Three models are available to meet your individual requirements. With lift capacities from 2000kg to 2539kg and lift heights from 3.4m to 3.7m, you'll be able to find the perfect loader for every situation.

FOPS: FOR LOADER PEACE OF MIND

Both cabbed and ROPS versions, when fitted with the optional canopy, offer FOPS (falling object protection system) technology to guard against injury from falling objects.

MODELS		720TL	730TL	740TL
Max. lift height	(m)	3.4	3.7	3.7
Max. lift capacity	(kg)	2000	2060	2539
TD5.85		●	○	○
TD5.95		–	●	○
TD5.105		–	○	●
TD5.115		–	○	●

● Recommended ○ Optional – Not available





LOOK UP AND WHAT DO YOU SEE?

Your loader of course! The high visibility roof panel has been engineered by design to offer you the perfect view of your loader at full extension. Comfort is further enhanced, as you'll have a perfect view of the bucket from ground level to full lift height, from the comfort of your seat. Dazzling sun? Simply pull across the integrated sun visor to shade yourself from the harshest rays.



LOW MOUNTING POINTS

The loader's low mounting brackets guarantee exceptional forward and downward visibility, both when the loader is mounted, or when it has been removed. Moreover, the low mounting points have lowered the tractor's overall centre of gravity, which improves stability when transporting full loads in the fully extended position.



QUICK ATTACH ADVANTAGE

Attachments can be quickly and easily connected courtesy of quick coupling technology. Just one coupling safely secures the attachments for reduced time in the yard and more time on the job. Do you always need your loader? Reduce your operating costs by removing it when it's not required, after all, it's got its own built-in stands for safe storage and a single quick-attach connector further speeds up the process.

THE RIGHT HYDRAULIC PACKAGE FOR YOU

HYDRAULICS THAT SIMPLY GET THE JOB DONE

The TD5's hydraulic offering has been engineered by design to offer you operational flexibility no matter what the task. An optional hydraulic flow of 63 litres/minute can be specified on all models in the range and is more than sufficient for general farming tasks, and it breezes through demanding applications, such as bale wrapping, with ease. A dedicated 37 litre/minute steering pump ensures that the steering stays super light without compromising loader cycle times.



MID MOUNT REMOTES FOR INCREASED PRODUCTIVITY

The TD5 can be specified with two mid-mount remote valves that are controlled via the ergonomically positioned joystick. You can also specify up to three rear hydraulic remotes that are activated via smooth-engagement cab-based levers.

MECHANICAL DRAFT CONTROL

The Flexion Bar™ lower link sensing draft control offers proven reliability to maintain even cultivation depth and when returning an implement to work during a headland turn sequence. This simple, easy to operate system uses dedicated controls located to the right of the operator. Exclusive Lift-O-Matic™ technology offers fingertip fast raising and lowering of implements to a pre-set position at the headlands.

LIFT-O-MATIC™ PLUS

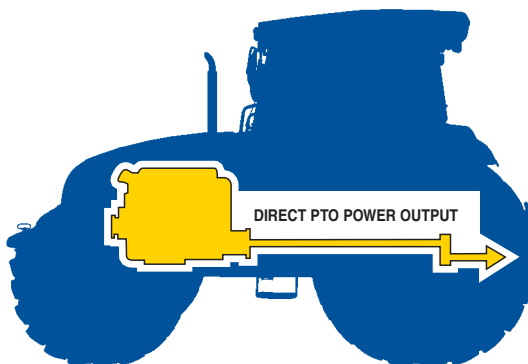
The new higher horsepower models in the TD5 range are now available with the award-winning Lift-O-Matic™ Plus system. The ergonomic lever enables you to lift and return an implement to a pre-set working depth time and again. Day in. Day out.



STRONG, POWERFUL AND ROBUST

The rear linkage has been subjected to a stringent testing and rigorous quality control process to guarantee you top performance and reliability. The category two rear linkage has a lift capacity of a massive 3565kg, meaning you can work with the heaviest rear mounted implements with ease. When specified with the new twin assist ram option, the 3 models TD5.95, TD5.105 and TD5.115, can lift a herculean 4700kg*. For even more productive farming, specify the optional quick attach rear links for fast hitching from the comfort of the cab.

*4500kg with R38 tyres



ECONOMY PTO SPEED

The direct drive PTO system reduces power losses from the engine and the number of wearing parts within the transmission for increased productivity and reliability. Engaged by a dedicated in-cab lever, the PTO clutch allows the operator to feed power to a driven implement gradually. A choice of PTO speeds are available, including groundspeed, 540 and 540 ECO, which is now achieved at even lower engine speed of 1535rpm for reduced fuel consumption and in-cab noise.

360°:TD5

The new TD5 has been designed for the ultimate in ease of daily maintenance. All service points are easy to access from ground level, and super long service intervals mean these tractors will spend more time in their natural environment, doing what you want them to!



Engine and hydraulic oil are checked without opening the bonnet for faster checking and simpler servicing.

- Check, clean or replace the air filter quickly and easily by undoing just three clips.
- Single piece, lockable bonnet opens wide for full servicing access.
- Refill the washer bottle in comfort through the rear window.
- Replace or clean the air filter by simply removing from the easy access side roof panel mounted position.
- The cooling package slides out for simple and efficient cleaning.
- Refill the lockable 121 litre fuel tank from ground level.



GUIDANCE: YOUR PRECISION FARMING SOLUTION

The EZ-Guide 250 solution is your answer to precision farming. Fitted with an enhanced high definition display, you can also use an additional GPS receiver to make operations such as fertiliser spreading even easier and more accurate thanks to 'row' guidance functionality. The system is easy to set up and operate, and you can quickly transfer data to your PC thanks to a USB flash drive port.



DEALER INSTALLED ACCESSORIES

A comprehensive range of approved accessories to optimise machine performance in all conditions can be supplied and fitted by your dealer.



FINANCE TAILORED TO YOUR BUSINESS

CNH Industrial Capital, the financial services company of New Holland, is well established and respected within the agricultural sector. Advice and finance packages tailored to your specific needs are available. With CNH Industrial Capital, you have the peace of mind that comes from dealing with a financing company that specialises in agriculture.

TRAINED TO GIVE YOU THE BEST SUPPORT

Your dedicated New Holland dealer technicians receive regular training updates. These are carried out both through on-line courses as well as intensive classroom sessions. This advanced approach ensures your dealer will always have the skills needed to look after the latest and most advanced New Holland products.

SERVICE PLUS - LONG LASTING CONFIDENCE

Service Plus coverage from Covéa Fleet provides owners of New Holland agricultural machinery with additional cover on the expiry of the manufacturer's contractual warranty. Please ask your dealer for more details. Terms and conditions apply.

NEW HOLLAND APPS

iBrochure

NH Weather

NH News

Farm Genius

PLM Calculator

PLM Academy



Experience New Holland
What's App!

Scan here to download the Apps



NEW HOLLAND STYLE

Want to make New Holland a part of your everyday life? Browse the comprehensive selection on www.newhollandstyle.com.

A whole range of items are available including hard wearing work clothing and a vast selection of scale models, together with so much more. New Holland. As individual as you.



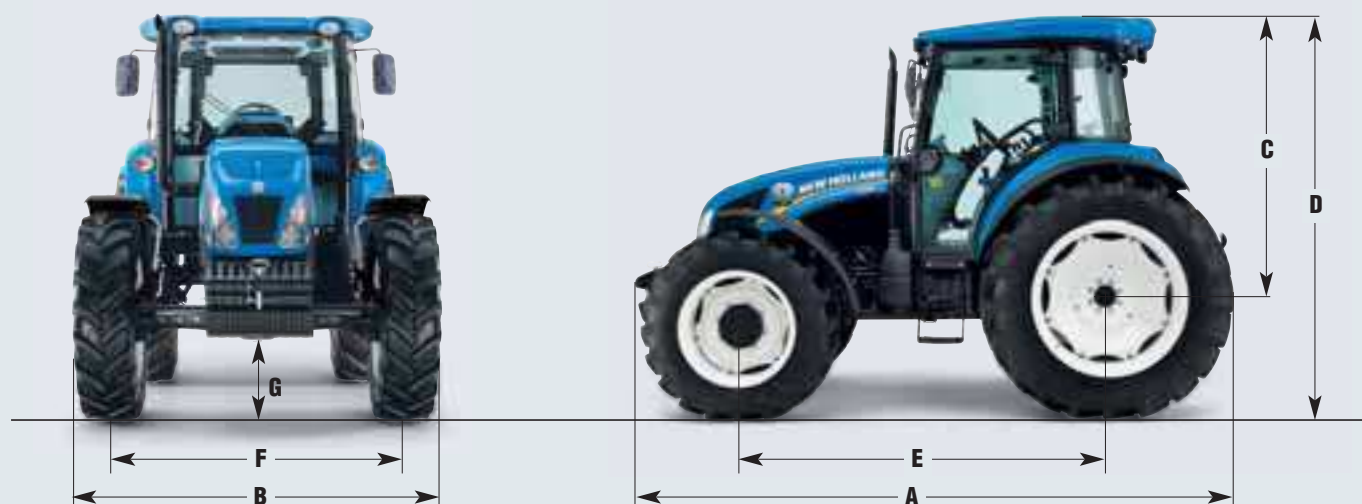
MODELS		TD5.85	TD5.95	TD5.105	TD5.115
Engine*		F5C	F5C	F5C	F5C
No. of Cylinders / Aspiration / Valves / Emission level		4 / T / 2 / Tier 4A/ Stage 3B	4 / T / 2 / Tier 4A/ Stage 3B	4 / T / 2 / Tier 4A/ Stage 3B	4 / T / 2 / Tier 4A/ Stage 3B
Capacity	(cm ³)	3400	3400	3400	3400
Bore and stroke	(mm)	99 x 110	104 x 110	104 x 110	104 x 110
Approved Biodiesel blend		B100**	B100**	B100**	B100**
Max. horsepower - ISO TR14396 - ECE R120	[kW/hp(CV)]	63/86	73/99	79/107	84/114
Rated horsepower - ISO TR14396 - ECE R120	[kW/hp(CV)]	63/86	73/99	79/107	84/114
Rated engine speed	(rpm)	2300	2300	2300	2300
Max. torque - ISO TR14396	(Nm)	351@1500	407@1500	444@1500	457@1500
Torque rise	(%)	34	34	35	32
Vertical exhaust		●	●	●	●
Horizontal exhaust		○	○	○	○
Diesel tank capacity	(Litres)	121	121	121	121
Service interval	(hours)	600	600	600	600
Synchro Shuttle™ transmission (30kph/40kph)		●	●	–	–
Number of gears	(F x R)	12 x 12	12 x 12	–	–
Minimum speed	(kph)	1.78	1.82	–	–
Gears in the 4-12 km/h working range		6	6	–	–
Synchro Shuttle™ transmission [Optional Creeper (30kph/40kph)]		○	○	–	–
Number of gears	(F x R)	20 x 12	20 x 12	–	–
Minimum speed with Creeper	(kph)	0.32	0.33	–	–
Gears in the 4-12 km/h working range		6	6	–	–
Hydraulic Powershuttle transmission (30kph/40kph)		○	○	●	●
Number of gears	(F x R)	12 x 12	12 x 12	12 x 12	12 x 12
Minimum speed	(kph)	1.78	1.82	1.79	1.79
Gears in the 4-12 km/h working range		6	6	6	6
Electrical					
14 volt alternator	(Amps)	120	120	120	120
Standard battery capacity	(CCA / Ah)	920 / 120	920 / 120	920 / 120	920 / 120
Axles					
2WD front axle		–	○	–	–
4WD front axle		●	●	●	●
Steering angle 2WD / 4WD	(°)	– / 40	55 / 40	– / 40	– / 40
Limited slip front diff. Lock		○	○	○	○
Electro hydraulic diff. Lock engagement		○	○	○	○
Electro hydraulic 4WD engagement		○	○	○	○
Turning radius 2WD / 4WD	(mm)	– / 5500	4440 / 5510	– / 5580	– / 5580
Hydraulics					
Fixed Displacement		●	●	●	●
Main pump flow	(Lpm)	47	47	47	47
Optional high capacity pump flow	(Lpm)	63	63	63	63
Optional high capacity steering and services pump flow	(Lpm)	37	37	37	37
Steering and services pump flow (Mechanical shuttle / Hydraulic Shuttle)	(Lpm)	27	27	27	27
Lift-O-Matic™ Plus system		○	○	○	○
Lift-O-Matic™ system		○	○	○	○
Flexion Bar™ lower link sensing Mechanical Draft Control (MDC)		●	●	●	●
Remote valves					
Type		Deluxe	Deluxe	Deluxe	Deluxe
Max. no. rear valves		3	3	3	3
Max. no. rear remote outlets		6	6	6	6
Max. no. mid mount valves		2	2	2	2
Max. no. mid remote outlets		4	4	4	4
Mid mount joystick control		○	○	○	○
Linkage					
Rear Linkage category		I / II	II	II	II
Max. lift capacity at ball ends / with optional twin assist rams	(kg)	3565/–	3565/4700***	3565/4700***	3565/4700***
Max. lift capacity through the range (610 mm behind ball ends) / with optional twin assist rams	(kg)	2700/–	2700/3450****	2700/3450****	2700/3450****
Front Loader Ready		○	○	○	○
Integrated loader joystick		○	○	○	○
PTO					
Servo Assisted PTO engagement		○	○	○	○
Engine speed at: 540	(rpm)	2200	2200	2200	2200
540 / 540E	(rpm)	2200 / 1535	2200 / 1535	2200 / 1535	2200 / 1535
540/1000	(rpm)	2200 / 2261	2200 / 2261	2200 / 2261	2200 / 2261
Ground speed		●	●	●	●

MODELS		TD5.85	TD5.95	TD5.105	TD5.115
Brakes					
Hydraulic Trailer Brakes		●	●	●	●
Optional Pneumatic Tractor Brakes		○	○	○	○
Operator Environment					
Suspended platform with mid mounted foldable ROPS		○	○	○	○
VisionView™ cab with FOPS - OECD Code 10 Level 1		●	●	●	●
VisionView™ cab category level - EN 15695		2	2	2	2
High visibility roof panel		●	●	●	●
Rear window wiper / washer		○	○	○	○
Air suspension seat with seat belt		○	○	○	○
Instructor seat with seat belt		○	○	○	○
Tilting steering column		●	●	●	●
Air conditioning		○	○	○	○
Air Recirculation Filters		○	○	○	○
Radio ready		●	●	●	●
Telescopic shatterproof mirrors		○	○	○	○
Optimum VisionView™ cab noise level - 77/31EEC	[dB(A)]	78			
Factory Fit Rotating Beacon		○	○	○	○
Weights					
Minimum unballasted / shipping weights:					
2WD front axle with ROPS	(kg)	–	3250	–	–
4WD front axle with ROPS	(kg)	3500	3500	3500	3500
2WD front axle with cab	(kg)	–	3540	–	–
4WD front axle with cab	(kg)	3740	3740	3740	3740
2WD Max. permissible weight at 30kph	(kg)	–	5600	–	–
4WD Max. permissible weight at 40kph	(kg)	5800	6000	6500	6500

● Standard ○ Optional – Not available

* Developed by FPT Industrial ** Conditions apply *** 4500kg with R38 tyres **** 3300kg with R38 tyres

DIMENSIONS



MODELS		TD5.85	TD5.95	TD5.105	TD5.115
Dimensions on rear tyres***					
		16.9 R34	18.4 R34	16.9 R38	16.9 R38
A Overall length inc. front support to rear linkage****	(mm)	4320	4320	4320	4320
B Min. width with standard fender	(mm)	1920	1920	1920	1920
C Height at centre of rear axle to top of ROPS	(mm)	2006	2006	2006	2006
Height at centre of rear axle to top of ROPS folded	(mm)	1340	1340	1340	1340
Height at centre of rear axle to top of cab	(mm)	1890	1890	1890	1890
D Min. overall height to cab roof	(mm)	2640	2665	2690	2690
E Wheelbase: 2WD front axle	(mm)	–	2488	–	–
4WD front axle	(mm)	2280	2280	2280	2280
F Track width (min./max.)	(mm)	1424-2133	1424-2133	1422-2135	1422-2135
G Ground clearance	(mm)	442	464	495	495

*** Rear Tyres other than those mentioned are available: 480/70R30, 420/70R30, 16.9 R30, 18.4R30, 480/70R34, 12.4 R36, 16.9 R34, 18.4 R34, 13.6 R36, 13.6 R38, 16.9 R38, 540/65R34, 540/65R38, 480/70R38 **** Front weights included

NEW HOLLAND TOP SERVICE:

CUSTOMER SUPPORT AND CUSTOMER INFORMATION



TOP AVAILABILITY

If you need information, or have an out of hours question, ring our toll-free number*. All day, every day, we are just a call away.



TOP SPEED

Express parts delivery: when you need it, where you need it!



TOP PRIORITY

Fast-track solution during the season: because your harvest can't wait!



TOP SATISFACTION

We drive and track the solution you need, keeping you informed: until you are 100% satisfied!



For more details, ask your New Holland dealer!

* Calls to the Top Service team are free from landlines in the United Kingdom and Republic of Ireland. UK-based mobile calls are also free, but Republic of Ireland mobile users should call **01 2421881** and this will be charged at your standard network rate.

AT YOUR OWN DEALER



www.newholland.com/uk - www.newholland.com/ie

The data indicated in this folder are approximate. The models described here can be subjected to modifications without any notice by the manufacturer. The drawings and photos may refer to equipment that is either optional or intended for other countries. Please apply to our Sales Network for any further information. Published by New Holland Brand Communications. Bts Adv. - Printed in Italy - 10/14 - TP01 - (Turin) - **140009/INB**

New Holland with

