

GENESIS® T8 SERIES TRACTORS 320 TO 435 MAX Engine hp



T8.320 | T8.350 | T8.380 | T8.410 | T8.435

GENESIS
T8 SERIES TRACTORS



NOW, EVERYTHING IS POSSIBLE WITH THE NEW GENESIS® T8.

New Holland DNA runs through every aspect of GENESIS® T8 Series tractors, which means you'll notice unique, innovative features that make you and your operation more productive. Power, fuel efficiency, stability and maneuverability are all rolled into this one-of-a-kind tractor.



**MACHINE
OF THE YEAR 2014**



MORE POWER AND PRODUCTIVITY

GENESIS T8 Series tractors are the most powerful conventional tractors in the world. Five models range from 250 rated engine HP to the top-of-the-line GENESIS T8.435, featuring 380 rated engine HP. Every GENESIS T8 is powered by a state-of-the-art Cursor 9 powerplant that boasts award-winning ECOBlue™ HI-eSCR technology for Tier 4B compliance. Want more? Every GENESIS T8 model is now more powerful, with increased rated and maximum power to improve your productivity and provide zero slowdown in changeable conditions. All models benefit from Engine Power Management (EPM) which offers more power in demanding hydraulic, PTO and transport applications.



ABSOLUTE DRIVING PLEASURE

New Holland's award-winning SideWinder™ II armrest makes the GENESIS T8 Series intuitive to operate. All key functions have been perfectly placed for fingertip control and reduced operator fatigue. The 68-decibel, whisper-quiet cab is the most spacious in its class and offers uninterrupted 360° visibility, which has been further improved with the optional split wide-angle electric mirrors. The optional Luxury Performance Cab includes the Auto Comfort™ seat, which features compensated damping and integrated ventilation, further enhances the operating experience. Comfort Ride™ cab suspension ensures the smoothest ride, even on the roughest terrain.



The new GENESIS T8 tractors carry the legendary GENESIS name—a proud reminder of the original Genesis tractors that redefined what was possible 20 years ago and proved an instant success with the nation's farmers. True to the GENESIS name, today's GENESIS line is still redefining what is possible. To make this edition even more unique, a special GENESIS badge is included on the rear of the cab on the dash.

MODEL LINE-UP	4-5
WHEELBASE	6-7
CAB	8-9
CONTROLS	10-11
PRECISION LAND MANAGEMENT	12-13
ENGINE	14-15
TRANSMISSIONS	16-19
HYDRAULICS	20-21
IMPLEMENT ATTACHMENT	22-23
SERVICE & ACCESSORIES	24-25
SPECIFICATIONS	26-27

MAXIMUM VERSATILITY

The GENESIS T8 wheelbase is the longest in the industry for a smooth, stable ride, yet the sculpted frame design makes these tractors the most maneuverable in this class. Built to suit heavy tillage applications, the GENESIS T8 is also ideal for secondary cultivation, drilling, spreading and transport. A choice in transmission further enhances GENESIS T8 versatility. Choose between the Ultra Command™ transmission—the most powerful full powershift in the business—or the Auto Command™ continuously variable transmission (CVT) for unsurpassed ease of CVT operation. The Custom Headland Management system means you can modify and customise pre-recorded end-of-row turn sequences. Add the fully integrated front hitch and PTO option and you can work with a full range of front-mounted implements for added versatility.

LOWER OPERATING COST

Operating costs for the GENESIS® T8 tractors with ECOBlue HI-eSCR technology have been maintained when compared to T8 Tier 4A tractors. Furthermore, fuel use is still up to 10% better than when compared to T8000, Tier 3 products. This is all thanks to cutting-edge ECOBlue HI-eSCR technology.



NO COMPROMISES

Inspired by the forward-thinking commitment and can-do attitude of our customers, New Holland developed the GENESIS® T8 Series tractors to redefine what you expect from your tractor. There's no need to compromise when you own any of the FIVE NEW GENESIS T8 Series tractor models.

HANDLE THE MOST DEMANDING TASKS WITH EASE

GENESIS T8 tractors are the best choice for farmers and custom operators alike. They make it possible to improve efficiency and productivity in all types of fields and in the most challenging conditions. The revolutionary, precision-designed front-end allows an impressive 55° turning angle for tight end-of-row turns. And with the longest wheelbase in its class, the GENESIS T8 delivers unmatched stability and impressive draft performance. Whether you're planting or pulling a grain cart, you can rely upon your GENESIS T8 to tackle the toughest tasks and deliver maximum performance and dependability while doing it.

POWERFUL PROOF IS IN THE NUMBERS

ECOBlue™ HI-eSCR improves engine performance, independent of fuel quality, sulphur levels and without the need for costly diesel additives. **Every GENESIS T8 tractor delivers higher rated and maximum power to boost your output.** Look at the numbers. A GENESIS T8.320 has an engine rated at 250 horsepower but with EPM will produce up to 320 horsepower. The same story is true for every GENESIS T8 model. When you get to the mighty GENESIS T8.435, it has an engine rated horsepower of 380 but will put out up to 435 horsepower when using the EPM technology.



PTO HP

T8.320	205
T8.350	235
T8.380	265
T8.410	290
T8.435	315

Max HP with EPM [hp(CV)]

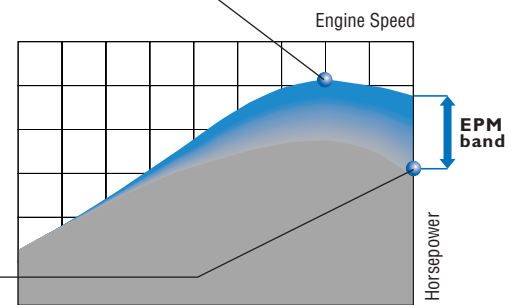
T8.320	320
T8.350	351
T8.380	382
T8.410	409
T8.435	435

These are maximum engine powers that the T8 range can deliver during mobile PTO, hydraulic, and transport operations.

Rated Engine HP [hp(CV)]

T8.320	250
T8.350	280
T8.380	311
T8.410	340
T8.435	380

Rated powers are a useful reference but are usually surpassed by the max power figures during work, with or without EPM active.



EXACTLY WHAT IT SAYS ON THE HOOD

To know the true power that's under the hood of your GENESIS T8 tractor, just look ON the hood. The three digits after "T8" refer to the maximum horsepower with Engine Power Management. Rated engine power is a useful reference, but it's only part of the story. With Engine Power Management, GENESIS T8 tractors develop more torque and power as they are put under load. That gives you peace of mind knowing your T8 tractor will be able to cope with even the most demanding applications.



UNMATCHED FLEXIBILITY

GENESIS T8 tractors offer a whole host of options and customisable features to ensure that they perfectly match your operating requirements. Choose between the Auto Command™ continuously variable transmission for precision speed control and a selection of powerful Ultra Command™ full powershift transmissions. With 282 litres gallons per minute hydraulic flow courtesy of the MegaFlow™ option, you can handle the hydraulic demands of large implements. The fully integrated front hitch and PTO option is ideal for hay and forage operations. The large IntelliView™ IV touchscreen allows control of key tractor functions, and also allows single monitor integration with PLM™ precision farming solutions.

THE STABILITY, TRACTION, SPEED AND COMFORT OF A LONG WHEELBASE... AND THE AGILITY YOU WANT.


A longer wheelbase means greater stability at high transport speeds, faster and more efficient tillage operations and more traction for demanding heavy drawbar applications. GENESIS® T8 Series tractors offer it all. GENESIS T8 tractors have an impressive wheelbase of 3450mm (Ultra Command™ models) — that's 355mm longer than the nearest competitor. This has been further stretched to a mighty 3550mm on the flagship GENESIS T8.435. That's a full 450mm longer than the nearest competitor, all contained within an overall length of a mere 6475mm.

SMOOTH TERRAGLIDE™ FWD AXLE

Choose the New Holland TerraGlide™ suspended front axle option for improved traction, steering and ride smoothness. The TerraGlide axle is proven to protect the tractor, mounted implements and the operator from heavy shock loads during transport and in the field. Combined with the Comfort Ride™ cab suspension, you get the ultimate smooth ride with no compromise in maneuverability.


HEAVY-DUTY AXLES FOR HEAVY DUTY PERFORMANCE

The five-inch heavy-duty axle is standard equipment on the GENESIS T8.435. The five-inch bar axle means that every last drop of power is transmitted to the ground for ultimate in-field performance.





ASE



AGILITY IS PART OF THE PACKAGE, TOO

The GENESIS T8's long wheelbase also offers excellent maneuverability. Two concepts which don't normally go together! New Holland achieves it with the bold, sculpted hood and frame. They enable the wheels to tuck in tight to the tractor body to achieve an impressive 55° turning angle. You make tight headlands turns for the improved productivity and efficiency you expect from New Holland.



TRANSPORT SAFETY

Applying both brake pedals engages both rear brakes and also activates the mechanical front wheel assist to provide quicker and more controlled deceleration. The optional engine braking system further improves safety by helping to reduce the need for repeated braking in difficult terrain.

TERRALOCK™ TRACTION MANAGEMENT

The TerraLock™ system automatically manages FWD engagement as well as engagement of the front and rear diff lock. Of equal importance, the system takes care of disengaging FWD during a headland turn to optimise maneuverability.

AT 68 DECIBELS, IT'S THE QUIETEST, MOST SPACIOUS CAB IN ITS CLASS.

Settle into the seat of a GENESIS® T8 tractor. Fire up the engine. Get into the field. Take in the expansive view. Let your hand effortlessly master the controls on the SideWinder™ II armrest. Appreciate the smooth power, the whisper-quiet surroundings and expansive, industry-leading 109.5 cubic feet of interior space. Notice how the seat, cab and axle suspension cushion your ride. See how easy it is to use IntelliView™ IV touchscreen. You'll find it doesn't take long to get used to excellence.

REDUCING SHOCK LOADS AND FATIGUE

Day in, day out, the Comfort Ride™ cab suspension reduces shock loads reaching the operator by up to 25%. The result? Less fatigue during long and productive work days.



THE MOST COMFORTABLE SEAT ON THE FARM

Comfort is guaranteed thanks to the deluxe air-suspension seat that comes as standard equipment. For operators who spend extended hours in the tractor, the enhanced comfort of the ventilated, fully active Auto Comfort™ seat is worth considering. This premium seat uses a network of sensors to automatically calibrate damping on-the-go depending on the operator's actual weight, for the smoothest ride ever. The seat also features advanced ventilation technology, which warms the body on cold days and efficiently whisks away perspiration for ultimate comfort in all weather.



NEW HOLLAND VISIBILITY

New Holland tractors are known for outstanding visibility and GENESIS T8 tractors follow in that tradition. The fully glazed door, large windshield and glass area combine to ensure 360° visibility. You have an especially impressive view to the front, with easy visibility over the fenders and slim engine hood. You need to experience it.

EYES IN THE BACK OF YOUR HEAD

The optional wide-angle split-view mirrors feature an electronically adjustable top section so you get the best possible view of the road during high-speed transport. The lower section of the mirror is designed to counteract blind spots. You can place it precisely where you like. Want more? They're heated too, to get rid of moisture or frost in a flash!



CUSTOMISE YOUR WORKING ENVIRONMENT

Set your preferred in-cab working temperature and the optional automatic climate control system maintains this setting, adjusting to suit ambient conditions. Pull down the cab blinds to stay cool.

FROM DUSK TO DAWN

Cab roof, engine hood and fender worklights are easy to control from a dedicated switch panel. Demanding operations select the optional, super-bright HID lighting package. The operator can set up the lights to match a broad range of applications for safer, more productive operation.



SIDEWINDER™ II. THE ULTIMATE ERGONOMIC FARMING EXPERIENCE

At New Holland, we know it's SMART for you to be comfortable for as long as it takes to get the job done. That's why GENESIS® T8 tractors are designed around you with ergonomically placed controls. The award-winning SideWinder™ II armrest reduces fatigue, allowing fingertip access to everything you need. The patented design allows the SideWinder II armrest to glide forward or back electronically to adjust to the perfect position for every operator.

CONTROL AT YOUR FINGERTIPS

It's easy to master a GENESIS T8 tractor. At the front of the SideWinder armrest is the CommandGrip™ multi-function controller. It provides fingertip access to your most frequently used controls and is now back-lit. And, the IntelliView™ IV touch-screen display is also up front, providing information at a glance and quick access and control of key functions.



- Rear linkage raise/lower. To activate front linkage raise/lower, push the button on the rear of the CommandGrip controller simultaneously with the raise/lower function.
- Optional IntelliSteer™ auto guidance, automated steering engagement.
- Forward/reverse shuttle switch.
- Fingertip control for up to two remote valves.
- Adjust GSM target speed. Ultra Command FPS transmission.
- Custom Headland Management. Press to record, store and activate automated headland turns.
- Electronic SideWinder II adjustment. Move the armrest to the position that suits you.





As awarded by The Chicago Athenaeum:
Museum of Architecture and Design.

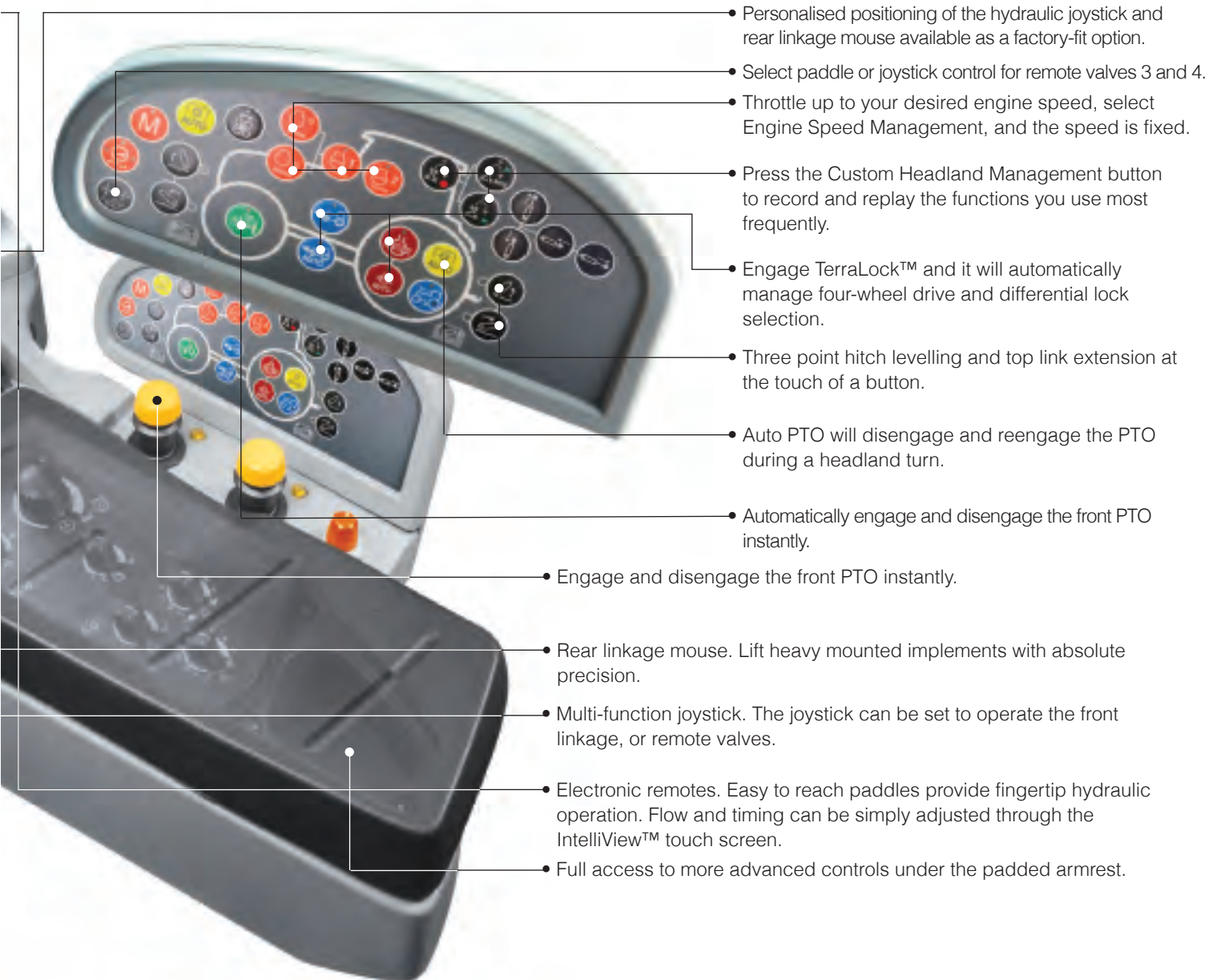


INTELLIVIEW™ TOUCHSCREEN DISPLAY

The Intelliview IV display is a large 10.4 inch touchscreen display that provides a single interface for fingertip adjustment of key settings as well as compatibility with precision applications such as New Holland's Intellisteer™ auto guidance and implement control using either Intellirate™ control or the ISOBUS task controller.

FARMING LUXURY

The available GENESIS T8 Luxury Performance Cab has been designed for those of you who spend more time in your cab than out of it. The full leather steering wheel, leather seat and deep pile carpet are available on all GENESIS T8 models.



- Personalised positioning of the hydraulic joystick and rear linkage mouse available as a factory-fit option.
- Select paddle or joystick control for remote valves 3 and 4.
- Throttle up to your desired engine speed, select Engine Speed Management, and the speed is fixed.
- Press the Custom Headland Management button to record and replay the functions you use most frequently.
- Engage TerraLock™ and it will automatically manage four-wheel drive and differential lock selection.
- Three point hitch levelling and top link extension at the touch of a button.
- Auto PTO will disengage and reengage the PTO during a headland turn.
- Automatically engage and disengage the front PTO instantly.
- Engage and disengage the front PTO instantly.
- Rear linkage mouse. Lift heavy mounted implements with absolute precision.
- Multi-function joystick. The joystick can be set to operate the front linkage, or remote valves.
- Electronic remotes. Easy to reach paddles provide fingertip hydraulic operation. Flow and timing can be simply adjusted through the IntelliView™ touch screen.
- Full access to more advanced controls under the padded armrest.

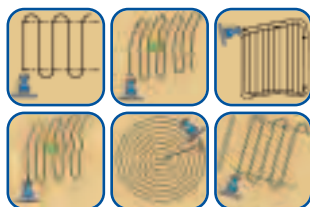
INTELLISTEER™ AUTO GUIDANCE MAXIMISES YOUR EFFICIENCY AND PRODUCTIVITY

GENESIS® T8 tractors incorporate the very latest Precision Land Management (PLM™) technology to increase the productivity of your operation, decrease operating costs and make your work easier overall. You get all this and more with the touch of a button.

ALL WIRED UP AND READY FOR YOUR CHOSEN GUIDANCE SYSTEM

You can specify your GENESIS T8 Series tractor with a factory-fitted, fully integrated New Holland-designed and -developed IntelliSteer™ automatic steering system. The system uses DGPS or RTK technology to help ensure parallel pass-to-pass accuracy as precise as +/- 1 inch (2.5 cm)*.

* Using RTK correction signal.



INTELLIVIEW — VISIBLE INTELLIGENCE

The IntelliView™ IV display provides a single display solution for controlling key tractor functions and IntelliSteer™ auto guidance to control mixed fleets of implements, and other precision applications such as as-applied mapping and implement control systems including PLM™ IntelliRate™ Control and the PLM ISOBUS task controller. It allows you to program a variety of guidance patterns, personalise your settings and easily transfer information from your tractor to your Farm Management Software.

INTEGRATED CONTROL SYSTEMS

The New Holland IntelliSteer system uses built-in T3 terrain compensated correction signals (roll, pitch, yaw) to keep the Navigation Controller II informed of the tractor's orientation. Also integrated into the hydraulic system is a control valve which converts the signals from the Navigation Controller II into hydraulic movements of the steering system.

* Using RTK correction signal.



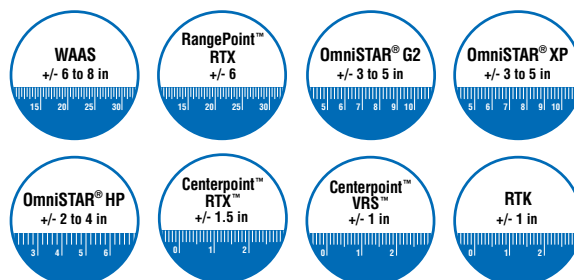
FULLY INTEGRATED INTELLISTEER GUIDANCE

Your guidance system choice depends on your intended applications and the need to integrate with existing systems. All T8 IntelliSteer options operate via factory installed systems that facilitate installation and allow for easy modifications and upgrades whenever needed.



LEVELS OF ACCURACY AND REPEATABILITY

New Holland offers a wide range of accuracy options, allowing you to choose which accuracy level best fits your needs. IntelliSteer™ Auto Guidance gives precise sub-inch accuracy and reliability using RTK.



ISOBUS COMPATIBLE

GENESIS T8 series tractors are ISOBUS compliant and have the ability to control ISO compliant implements using the PLM ISO task controller with the IntelliView™ IV touchscreen display mounted in the tractor's armrest.



ON AND OFF SIMPLICITY

A single button on the CommandGrip™ controller activates the IntelliSteer system. It doesn't get easier than that.



NH 372 GNSS RECEIVER

This receiver is GLONASS enabled and has the ability to track up to 44 satellites at any one time, greatly increasing your satellite coverage and uptime. It is compatible with WAAS, OmniSTAR®, CenterPoint™ RTX™, or RTK corrections. When using RTK for high-precision sub-inch accuracy, an RTK radio mounts under the receiver.



FULL LASER LEVELING INTERFACE

The GENESIS T8 tractor electrohydraulic system is "plug and play" compatible with a wide range of third-party laser-controlled leveling systems.

RTK BASE STATION

For the highest degree of accuracy, use an RTK base station that broadcasts a correction signal that allows you to achieve sub-inch pass-to-pass accuracy.



THE POWER AND EFFICIENCY YOU'VE COME TO EXPECT FROM NEW HOLLAND


Your GENESIS® T8 tractor is powered by an ECOBlue™ HI-eSCR (High-Efficiency Selective Catalytic Reduction) Cursor 9 engine developed by New Holland's sister company, FPT Industrial. These engines, which comply with the even-more-stringent Tier 4B emissions standards, offer you four key benefits:

Performance: You get more power, torque, torque back-up and engine power management while maintaining outstanding transient response.

Efficient operation: Fluid consumption (diesel plus DEF) is the same or better than Tier 4A T8 tractors. You will also benefit from reduced life-long operating costs.

Simplicity: The simpler engine solution ensures a higher power potential and the reduced cooling system delivers more efficient operation.

Consistency: There's no change in vehicle operation. Like the previous Tier 4A models, the new Tier 4B models use an after-treatment system using AdBlue® Diesel Exhaust Fluid (DEF) to transform harmful nitrogen oxides into harmless water and nitrogen.

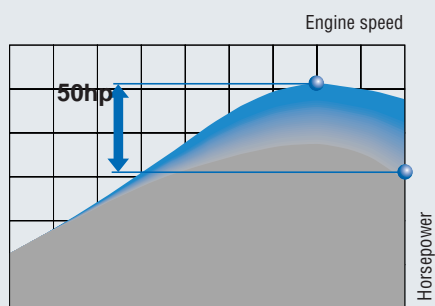


INSIDE ECOBLUE™ HI-ESCR

This new system is an evolution of the existing ECOBlue SCR system featuring the highest NOx conversion efficiency in the industry. This multi-patented system uses a new Engine Control Unit, which not only manages the engine, but also the HI-eSCR after-treatment system by controlling the supply and dosing modules. Using a dedicated closed-loop system, it continuously monitors the NOx levels in the exhaust gases, ensuring that during every cycle the precise amount of DEF is injected to achieve NOx conversion of over 95%, all while guaranteeing low fluid consumption.

THE IMPORTANCE OF TRANSIENT RESPONSE

At New Holland, we're passionate about transient response. It's your productivity guarantee. Put simply, since your Cursor 9 engine breathes only clean fresh air, it can react more quickly when placed under load—a *lot* more quickly in fact. So when you're transporting heavy trailers or grain carts and you encounter a hill, you'll be able to maintain constant forward speed with no slow down. Transient response: we've got it covered.




EPM according to the load on transmission, PTO and hydraulics.

ENGINE POWER MANAGEMENT

Engine Power Management (EPM) is a renowned New Holland tractor feature. In short, the engine develops more power and torque according to the load on the transmission, during hydraulics, PTO, and transport operations. On a GENESIS T8.380 tractor, EPM will deliver up to 71 horsepower extra, but only when it is needed, to maintain performance.

SAVE FUEL TO REDUCE YOUR CARBON FOOTPRINT

Emissions released from burning diesel are a significant contributor to a farm's overall carbon footprint. ECOBlue HI-eSCR technology for Tier 4B compliance reduces NOx emissions while maintaining impressive fuel efficiency, bringing about a substantial cut in your farm's carbon emissions. **Visit www.carbonid.newholland.com to find out how much carbon you could save!**



POWERED BY FPT INDUSTRIAL

New Holland is not going it alone when it comes to Tier 4 technology. They can draw on the experience of their in-house engine development group: FPT Industrial.

Pioneers: Fiat invented Common Rail technology in the 1980s. They were the very first to introduce it on agricultural machines on the TS-A tractor. Pioneering. Always.

Cleaner: Fiat Industrial has topped the Dow Jones Sustainability World and Europe indexes for the Industrial Engineering sector for two consecutive years. Cleaner. Everywhere.

Proven: FPT Industrial has pioneered SCR technology since 1995 and has already produced over 350,000 SCR engines during the last six years for the agricultural, construction and trucking industries. The award-winning HI-eSCR solution has been extensively tested and has clinched numerous awards. Reliability. Confirmed.

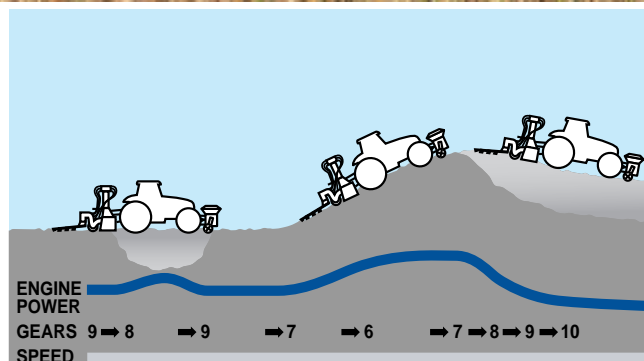
THE MOST SPEEDS IN ITS CLASS



No matter which Ultra Command™ powershift transmission you choose, you get a minimum of 18 forward speeds, with eight of them in the critical 3- to 8-mph tillage range—more than other tractors in this class.

GSM. INTELLIGENT AUTOMATION

New Holland Ground Speed Management (GSM) is more than just an automated transmission shift system. It uses a combination of data relating to engine load, forward speed and operator setting, to manage both engine and transmission speeds to optimise performance and economy. Simple to set up and extremely efficient, GSM is proven and dependable.



FIXED FORWARD SPEED? GSM TAKES CARE OF IT

When load conditions change in the field, GSM will automatically maintain a fixed forward ground speed. First, you set your desired working speed, then select the GSM function. The automated system will then match engine and transmission speeds to maintain this fixed forward speed, so you get a perfect balance of productivity without compromising economy.



A FULL POWERSHIFT UP TO 410 EPM HP

The Ultra Command™ full powershift transmission is available on GENESIS® T8.320 through the GENESIS T8.410 models, and matches proven mechanical efficiency with easy control. The result? A transmission that is easy to set-up and operate with a speed to perfectly match every application. The CommandGrip multi-function controller on the SideWinder™ II armrest gives you fingertip access to automated features, including Ground Speed Management. Choose between 18x4, 19x4 (economy overdrive or 31-mph high-speed) and 23x6 creeper powershift transmissions. Easy operation is standard on all.

POWER SHUTTLE

You can operate the forward/reverse shuttle using either the lever mounted to the left of the steering column or the CommandGrip controller on the SideWinder II armrest. It's easy to program your preferred forward/reverse shuttling speeds.



INTELLIVIEW - GEAR AND SPEED AT A GLANCE

The standard IntelliView™ IV display offers easy toggling between menus to display information that includes the exact engine speed and the selected transmission ratio. This information is duplicated on the "A" pillar display, ensuring you always have key operating data.



FULL COMMAND IN TRANSPORT

During road transport, GSM automatically shifts the transmission according to load and throttle settings. With heavy loads, GSM downshifts to assist with engine braking on steep inclines.

INNOVATIVE AUTO COMMAND™ CVT OFFERS ADVANCED NEW HOLLAND FEATURES

The Auto Command™ continuously variable transmission (CVT) further enhances GENESIS® T8 Series productivity and is available on the GENESIS T8.320 through GENESIS T8.410 and standard on the GENESIS T8.435. Designed and built by New Holland, the multi award-winning Auto Command CVT has reached a milestone with more than 10,000 built. Combine the simplicity and efficiency of Auto Command with the GENESIS T8.435, with 435 EPM HP, and you have the world's most powerful conventional CVT tractor. Ever.



- Auto Command responds to the amount of force you apply to the CommandGrip controller. Move the lever gently for gradual response, aggressively for quick response. A switch on the integrated control panel (ICP) allows you to adjust the responsiveness of speed changes. You can also control forward speed using the foot pedal.
- Target speed adjustment – set a target speed to match your exact needs. Perfect when moving between fields or when crop yields have altered.
- Target speed selection – allows you to change between six (3F/3R) target speeds.
- **4 DRIVING MODES TO SUIT YOUR DRIVING STYLE**
 - **Auto Mode.** Select the desired target speed and Auto Command will match the engine and transmission to maintain it.
 - **Cruise Mode.** When you achieve the desired operating speed, Cruise Mode allows you to set the transmission to maintain the speed for economy and productivity.
 - **Manual Mode.** Set the required engine and forward speed.
 - **PTO mode.** As soon as the PTO is engaged, Auto Command will operate to guarantee a constant engine speed.

FAST DIRECTION CHANGES

Changing direction is simple with Auto Command. Either move the entire CommandGrip™ handle forward or back, use the power shuttle switch on the CommandGrip handle or use the shuttle lever mounted on the steering column.




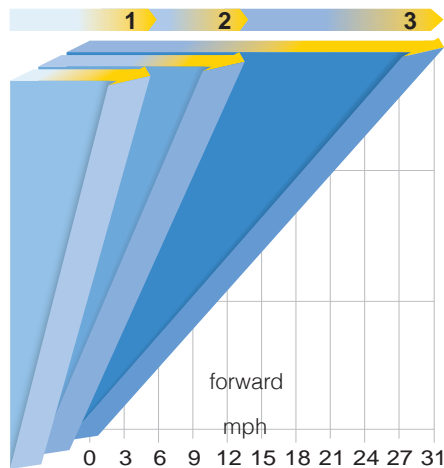
4 POINTS OF 100% MECHANICAL EFFICIENCY

The Auto Command transmission delivers an industry-leading four direct drive points with 100% mechanical drive efficiency. Precision-engineered to ensure that they perfectly match to the most frequently used speeds during heavy draft work, secondary cultivation activities, high-speed field work like baling or mowing, and high-speed transport activities. Quite simply, it is the smoothest and most productive CVT around.

EASE AND SIMPLICITY

Auto Command is simple to program and easy to operate, allowing you to maintain day-long productivity. Control your Auto Command CVT effortlessly with the CommandGrip handle and program three forward and three reverse target speeds. You can even adjust your speed on the fly with the thumbwheel.

Speed diagram



A SPEED FOR EVERY NEED

Auto Command technology gives you infinite and seamless speed-changing ability. Set your target speed anywhere between 65 feet per hour right through 31 mph and regulate it to the nearest 0.01 mph. No steps. No range changes. Just seamless speeds to match your every need.

MAKING THE MOST OF AVAILABLE TORQUE

New Holland developed the Auto Command transmission to exploit the low running speed and high torque of FPT Cursor 9 engines. With 25-mph ECO, the engine can run at a fuel-efficient 1400 rpm.



ACTIVE STOPSTART

A key safety feature of Auto Command is Active StopStart. When you bring the tractor to a standstill, the transmission prevents the tractor from moving backward or forward—even when transporting fully loaded trailers or hauling manure. When you start out from a stop, there is no risk of rollback on steep inclines. For safe parking, engage the electronic brake using the shuttle lever.

UNMATCHED HYDRAULIC FLOW AND FLEXIBILITY

Quick hydraulic response and ample flow are an integral part of the GENESIS® T8 tractor design. You have the capacity, control and flexibility to perform multiple hydraulic functions simultaneously—without sacrificing performance.

MEGA FLOW™ PUMP

Standard hydraulic flow is a generous 221 litres per minute. With the additional Megaflow™ pump option, capacity climbs to a massive 282 litres per minute.

EFFICIENCY IS PART OF THE DESIGN

While GENESIS T8 tractors excel at heavy tillage work, they're also designed for extreme efficiency during PTO and hydraulic applications. The GENESIS T8 PTO and hydraulic system is fully integrated with Engine Power Management to deliver not only high performance, but optimum economy too. GENESIS T8 tractors reach rated PTO speed at reduced engine speeds for maximum fuel efficiency.

CUSTOM HEADLAND MANAGEMENT

Automated features are only useful when operators feel comfortable using them and when they deliver operating flexibility. The refined New Holland Custom Headland Management system combines simple programming and recall with the potential for advanced modifications to make it even easier to improve in-field efficiency. The system allows operators to record and store the sequence of operations at the headland, and play the sequence back automatically with the push of a button. To modify pre-programmed sequences, operators use the IntelliView™ monitor to fine-tune tractor actions so they are right for every individual field and crop. It's also a great way to reduce fatigue over extended working periods.



UP TO 6 ELECTRONIC REMOTES

GENESIS T8 remote valves are easy to identify with color-coded couplers and levers. You can control all six remotes without moving away from the SideWinder™ II armrest. It's easy to identify and work each remote with exact precision. Four remote levers are on the armrest and two valves are controlled either using the two additional paddles located to the right of the IntelliView™ monitor, by using the CommandGrip™ multi-controller or by using the electronic joystick. You can set flow, timing and detent settings to precisely match the job. You can also program each valve with the Custom Headland Management system.



EASY FLOW CONTROL USING INTELLIVIEW

The IntelliView™ touchscreen makes setting the flow rates for individual valves simple. Scroll through the menus and select valve control. Choose the outlet you want to adjust, and drag the slider with your finger to the desired setting. Job done.

READY FOR EVERY HYDRAULIC DEMAND, FRONT OR BACK

From the outset, GENESIS® T8 Series tractors were designed to work with implements on the front as well as the rear.

HEAVY MOUNTED EQUIPMENT MEETS BIG LIFT CAPACITY

With a rear lift capacity of up to 9,000 kg on the GENESIS T8.435, a GENESIS T8 Series tractor has the rear linkage capacity to cope with the heaviest of rear attachments. Of equal importance, high-capacity hydraulics also allow you to raise the linkage quickly for speedy headland turns. With Custom Headland Management, you can set the hitch raise and lower positions as part of an automated turn sequence.



FACTORY-FITTED FRONT HITCH AND PTO

Equip your GENESIS T8 with the optional fully integrated front PTO and three-point hitch, and the GENESIS T8 not only handles the load, it excels at the job. The slim engine hood provides excellent forward visibility. The balanced long wheelbase makes it easier to make full use of the 5810 kg front lift capacity. Integrated electronic front linkage controls are easy to reach and use. A retrofit front linkage and PTO package is also available.



FLEXIBLE BALLASTING

Thanks to New Holland's optional fully-integrated front linkage, ballasting is now even easier. You can choose from a host of front ballasting options to perfectly suit individual applications. You can quickly and simply fit and remove ballast from the comfort of the cab.


360° SERVICE ACCESS

New Holland designed GENESIS® T8 tractors to spend more time working and less time in the yard. All service points are easy to access, and super-long service intervals mean GENESIS T8 tractors spend more time in their natural environment: the field.





The AdBlue®/DEF tank capacity has been increased to 26 gallons and the diesel tank capacity has been increased to 677 litres (617 litres on CVT models) for more in-field time. The diesel tank is lockable for added security.



AdBlue®/DEF


WILL I BE ABLE TO FIND ADBLUE®/DEF EASILY?

The answer is yes! AdBlue® diesel exhaust fluid is available through CNH Industrial Parts & Service. Just contact your local dealer for more information. You can even have AdBlue delivered direct to your doorstep for absolute convenience.



DEALER INSTALLED ACCESSORIES

Your dealer can supply and fit your GENESIS T8 Series tractor with a comprehensive selection of approved accessories to optimise machine performance in all conditions.



MODELS		T8.320	T8.350	T8.380	T8.410	T8.435
Engine*		FPT Cursor 9	FPT Cursor 9	FPT Cursor 9	FPT Cursor 9	FPT Cursor 9
No. of cylinders / Aspiration / Valves / Emission level		6 / WT / 24 / Tier 4B	6 / eVGT / 24 / Tier 4B	6 / eVGT / 24 / Tier 4B	6 / eVGT / 24 / Tier 4B	6 / eVGT / 24 / Tier 4B
ECOBlue™ SCR HI-eSCR system (Selective Catalytic Reduction)		●	●	●	●	●
Fuel system - high pressure common rail		●	●	●	●	●
Displacement	cubic in. (L)	531 (8.7)	531 (8.7)	531 (8.7)	531 (8.7)	531 (8.7)
Max. EPM horsepower** - ISO - ECE R120, 1800 rpm	[kW / hp (CV)]	235 / 320	258 / 351	281 / 382	301 / 409	320 / 435
Max. horsepower - ISO - ECE R120, 1800 rpm	[kW / hp (CV)]	209 / 284	232 / 315	255 / 347	275 / 374	307 / 417
Rated EPM horsepower - ISO - ECE R120, 2000 rpm	[kW / hp (CV)]	210 / 286	232 / 315	255 / 347	276 / 375	305 / 415
Rated horsepower - ISO - ECE R120, 2000 rpm	[kW / hp (CV)]	184 / 250	206 / 280	229 / 311	250 / 340	279 / 380
PTO HP (SAE)	[kW / hp (CV)]	153 / 205	175 / 235	198 / 265	216 / 290	235 / 315
Viscous coupled cooling fan		●	●	●	●	●
Diesel capacity Auto Command CVT (full to drained)	gals. (L)	163 (617)	163 (617)	163 (617)	163 (617)	163 (617)
Diesel capacity Ultra Command FPS (full to drained)	gals. (L)	179 (678)	179 (678)	179 (678)	179 (678)	–
DEF/AdBlue® tank capacity (full to drained)	gals. (L)	26 (99)	26 (99)	26 (99)	26 (99)	26 (99)
Service interval	(hours)	600	600	600	600	600
Ultra Command™ Full-Powershift transmission						
18 x 4 Ultra Command™ Full-Powershift (40 kph)		○	○	○	○	–
19 x 4 Ultra Command™ Full-Powershift (40 kph ECO or 50 kph)		●	●	●	●	–
23 x 6 Ultra Command™ Full-Powershift (40 kph with Creeper)		○	○	○	○	–
Auto Command™ Continuously Variable Transmission (CVT)						
Auto Command™ Continuously Variable Transmission (40 kph)		○	○	○	○	○
Auto Command™ Continuously Variable Transmission (50 kph)		●	●	●	●	●
Electrical						
12 volt alternator	amps	200	200	200	200	200
Batteries		2-12V	2-12V	2-12V	2-12V	2-12V
Axles						
Rear axle dimension standard/optional	in. (mm)	4 (102)	4.5 (114)	4.5 (114)	4.5 (114)	5 (127)
Rear axle length	in. (mm)	120 (3050)	120 (3050)	120 (3050)	120 (3050)	120 (3050)
Terraglide™ front axle suspension		○	○	○	○	○
MFD tread adjustability	in. (mm)	60-88 (1524-2235)	60-88 (1524-2235)	60-88 (1524-2235)	60-88 (1524-2235)	60-88 (1524-2235)
Hydraulics						
System type		Pressure-flow compensating (CCLS)				
Standard pump flow	gpm (Lpm)	59 (221)	59 (221)	59 (221)	59 (221)	59 (221)
MegaFlow™ option	gpm (Lpm)	75 (282)	75 (282)	75 (282)	75 (282)	75 (282)
Remote Valves						
Type		Electro hydraulic	Electro hydraulic	Electro hydraulic	Electro hydraulic	Electro hydraulic
Remotes - Electro-hydraulic	STD (Opt)	4 (5/6)	4 (5/6)	4 (5/6)	4 (5/6)	4 (5/6)
Linkage						
Rear linkage category		Cat III/IIIN	Cat III/IIIN - Cat IVN/III	Cat III/IIIN - Cat IVN/III	Cat IVN/III	Cat HD IVN / III
Cat III/IIIN Lift capacity 43"links/38"links, 4" rear axle	lbs. (kg)	14,900 (6758)	14,900 (6758)	NA	NA	NA
Cat IVN/III Lift capacity 43"links/38"links, 4.5" rear axle	lbs. (kg)	NA	19,500 (8845)	19,500 (8845)	19,500 (8845)	NA
Cat HD IVN / III, 5" rear axle	lbs. (kg)	NA	NA	NA	NA	19,900 (9026)
Front linkage lift capacity (610 mm in front of ball ends)	lbs. (kg)	12,800 (5810)	12,800 (5810)	12,800 (5810)	12,800 (5810)	12,800 (5810)
PTO						
Front PTO/ 3-point hitch		○	○	○	○	○
Front hitch lift capacity	lbs. (kg)	12,800 (5810)	12,800 (5810)	12,800 (5810)	12,800 (5810)	12,800 (5810)
Front PTO and shaft size		1000 rpm, 1 3/8" , 21 spine				
Cab						
Comfort Ride™ cab suspension		●	●	●	●	●
IntelliSteer® guidance complete		○	○	○	○	○
Cab sound level	dBA	68	68	68	68	68
Volume-size	cu. ft. (cu. m)	109.5 (3.1)	109.5 (3.1)	109.5 (3.1)	109.5 (3.1)	109.5 (3.1)
Glass	sq. ft. (m sq.)	68.5 (6.4)	68.5 (6.4)	68.5 (6.4)	68.5 (6.4)	68.5 (6.4)
Estimated average standard weight***	lbs. (kg)	22,200 (10,070)	22,377 (10,150)	22,487 (10,200)	22,663 (10,280)	26,191 (11,880)
Max Ballasting	lbs. (kg)	27,734 (12,580)	31,791 (14,420)	35,847 (16,260)	37,214 (16,880)	41,200 (18,688)

● Standard ○ Optional – Not available.

* Developed by FPT Industria. ** Power boost available during mobile PTO, hydraulic, or transport speeds

*** Weight is based on tractor equipped with standard equipment, minimum fuel, no ballast, no operator and single wheel equipment.



		T8.320	T8.350	T8.380	T8.410	T8.435**
Dimensions						
With rear tyre size*		480/80R46	480/80R46	480/80R46	480/80R46	480/80R46
A Overall length inc. front weight pack and rear linkage - Ultra Command FPS	in. (mm)	261 (6635)	261 (6635)	261 (6635)	261 (6635)	NA
A Overall length inc. front weight pack and rear linkage - Auto Command CVT	in. (mm)	263 (6685)	263 (6685)	263 (6685)	263 (6685)	272 (6915)
B Wheelbase - Ultra Command FPS	in. (mm)	136 (3450)	136 (3450)	136 (3450)	136 (3450)	NA
B Wheelbase - Auto Command CVT	in. (mm)	138 (3500)	138 (3500)	138 (3500)	138 (3500)	140 (3550)
C Overall height	in. (mm)	132 (3359)	132 (3359)	132 (3359)	132 (3359)	132 (3359)

*Contact your New Holland dealership for the full range of available tyre sizes

**T8.435 dimensions include 5" rear axle and HD CAT IV rear linkage



NEW HOLLAND. A REAL SPECIALIST IN YOUR AGRICULTURAL BUSINESS.



AT YOUR OWN DEALER



YOUR SUCCESS – OUR SPECIALTY

Visit our web site at: www.newholland.com - tel: +61 2 9673 7777
31-53 Kurrajong Road, St Marys NSW 2760



Safety begins with a thorough understanding of the equipment. Always make sure you and your operators read the Operator's Manual before using the equipment. Pay close attention to all safety and operating decals and never operate machinery without all shields, protective devices and structures in place.

The data indicated in this folder are approximate. The models described here can be subjected to modifications without any notice by the manufacturer. The drawings and photos may refer to equipment that is either optional or intended for other countries. Please apply to our Sales Network for any further information.
Published by New Holland Brand Communications. - Printed in Australia - 14NHXX 07/14